


Two Rivers Community School


2023 


School Website: 

(<http://www.tworiverscommunityschool.net>)

Grade Span: OK-08 **Charter:** Yes

1018 Archie Carroll Road, Boone, NC 28607

Compare to Other Schools 

 The data for **Watauga County Schools** has been added to the comparison charts below because **Two Rivers Community School** is located in that county.

2022-23 Overall Performance 

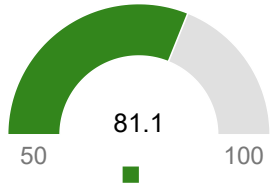
View Performance by
School or District

View Performance by
Subgroup

B 2022-23
GRADE

71

PERFORMANCE GRADE SCORE




Academic Growth

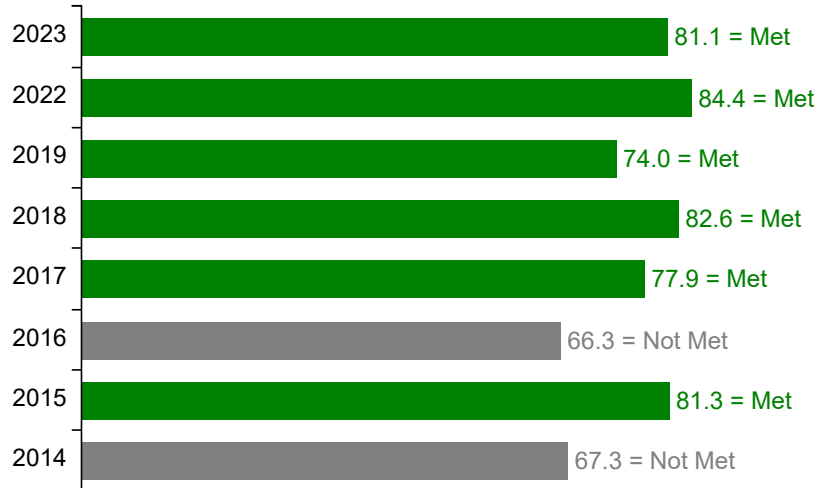
 **Growth Met**

Growth Range	Growth Status
85.0-100.0	Exceeded
70.0-84.9	Met
50.0-69.9	Not Met

Performance Grade Score History



Academic Growth History



C 2022-23
EOG MATH GRADE

65

EOG MATH GRADE SCORE

2022-23
MATH GROWTH STATUS

✓ Growth Met


B 2022-23
EOG READING GRADE

72

EOG READING GRADE SCORE

2022-23
READING GROWTH STATUS

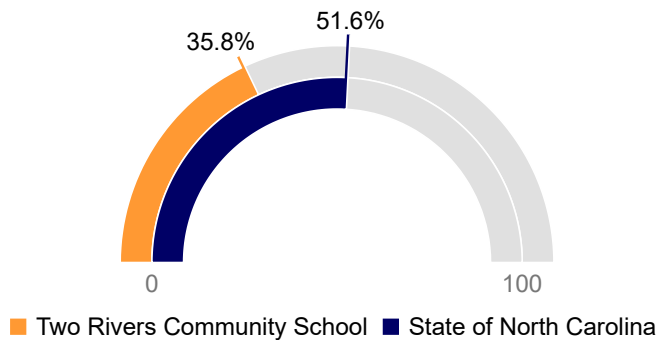
✓ Growth Met

 **Note - To protect student privacy, some data values for small groups will be suppressed as “> 95%” or “< 5%” in the charts or tables below. For counts less than 10, no data will be displayed.**

2022-23 Student Characteristics & Participation

This section describes some key measures about the students at this school.


Percentage Economically Disadvantaged



2022-23 Student Performance

Student Performance
by School/District

Student Performance
by Subgroup

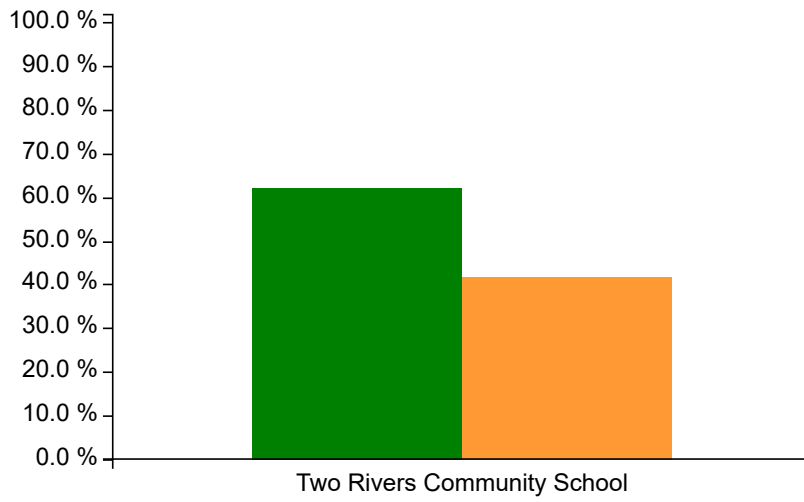
This section describes student performance in various test subject areas. Student test performance is reported as one of four achievement levels.  Not Proficient is below grade level. Level 3 is grade level proficient. Levels 4 and 5 indicate students are on track for career-and-college readiness.

Proficiency in Subject Areas

Math Performance

Summary Chart

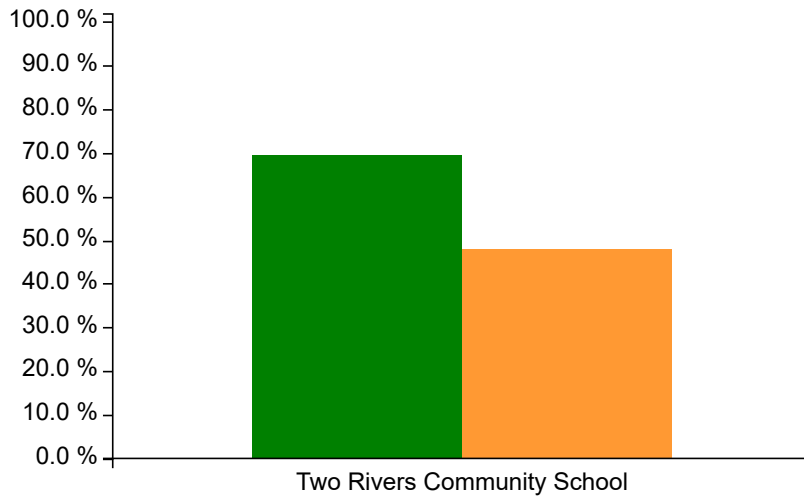
Table



- Grade Level Proficient (Levels 3-5)
- Career and College Ready (Levels 4-5)

Reading Performance ⓘ

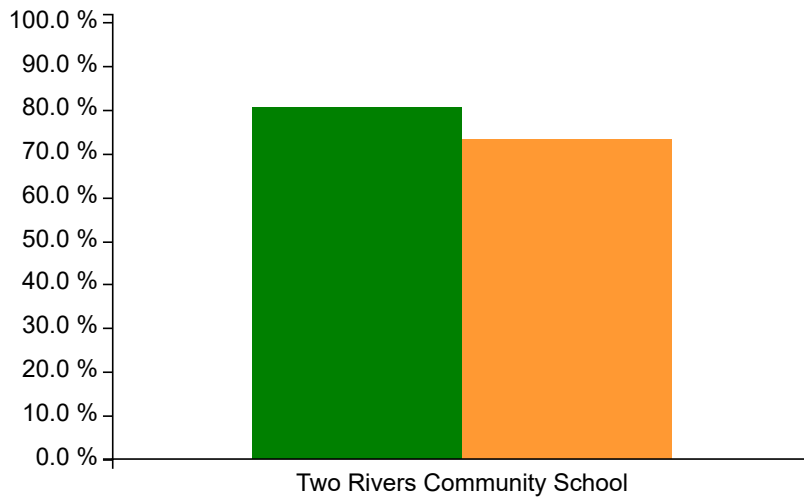
Summary Chart Table



- Grade Level Proficient (Levels 3-5)
- Career and College Ready (Levels 4-5)

Science Performance ⓘ

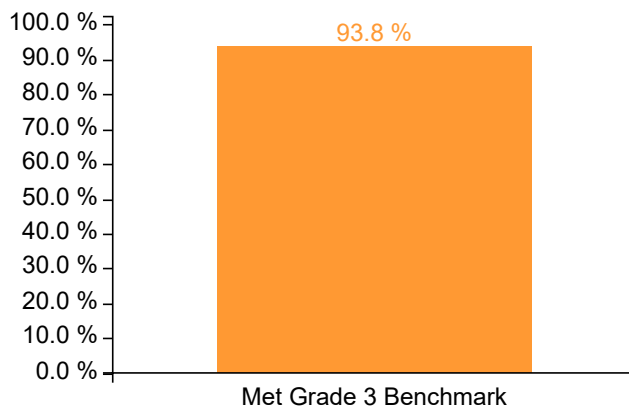
Summary Chart Table



- Grade Level Proficient (Levels 3-5)
- Career and College Ready (Levels 4-5)

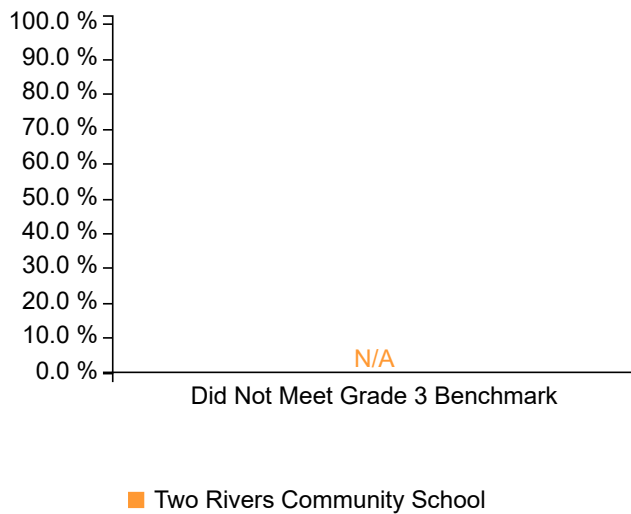
Other Measures

Read to Achieve - Met Grade 3 Benchmark ⓘ



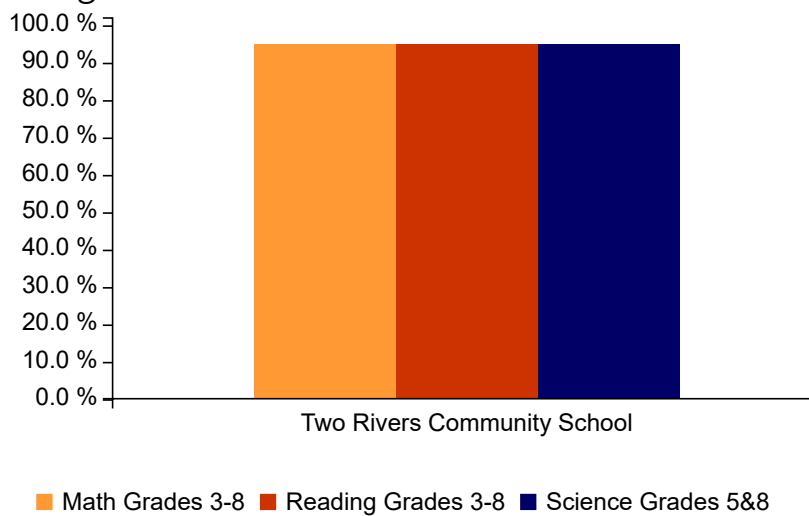
- Two Rivers Community School

Read to Achieve - Did Not Meet Grade 3 Benchmark



Test Participation

Percentage of students participating in state mandated standardized testing.



[Chart](#) [Table](#)

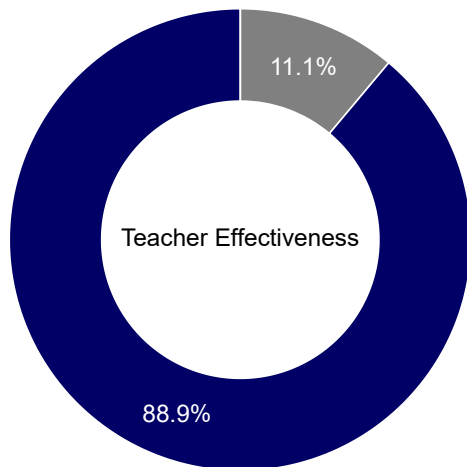
Students with Disabilities Alternate Test Participation

The percent of tested students is expected to be below 1% at the state level. Most schools have so few students that this information may be masked to protect student privacy. **i**

2022-23 Teachers and Qualifications

This section provides information on teachers and their qualifications.

Two Rivers Community School **i**

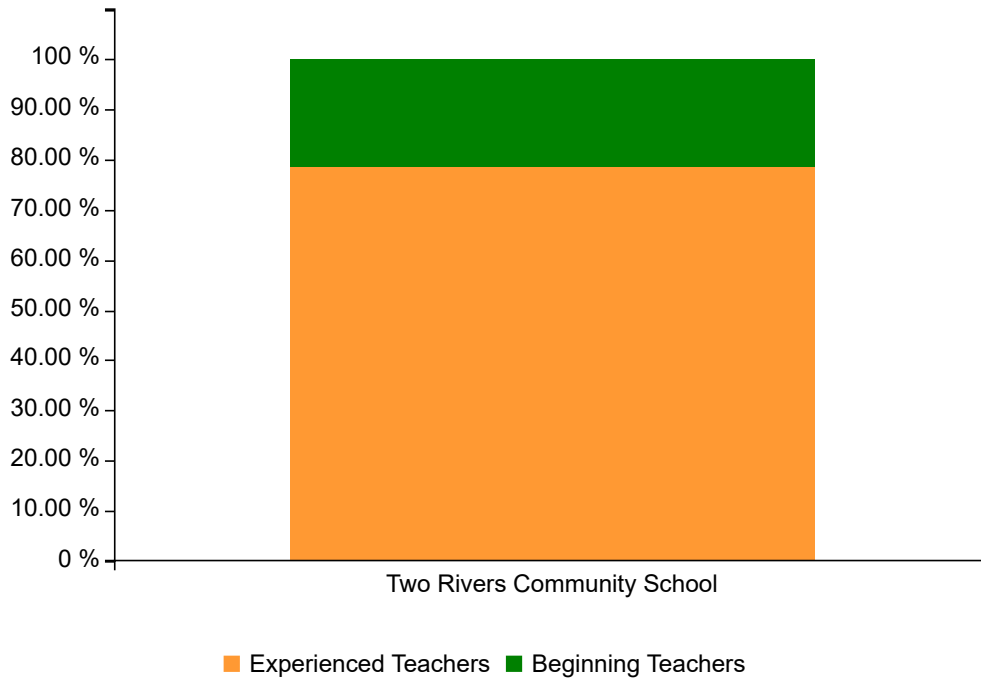


■ Needs Improvement ■ Effective ■ Highly Effective

[Chart](#) [Table](#)

[Summary Chart](#) [Table](#)

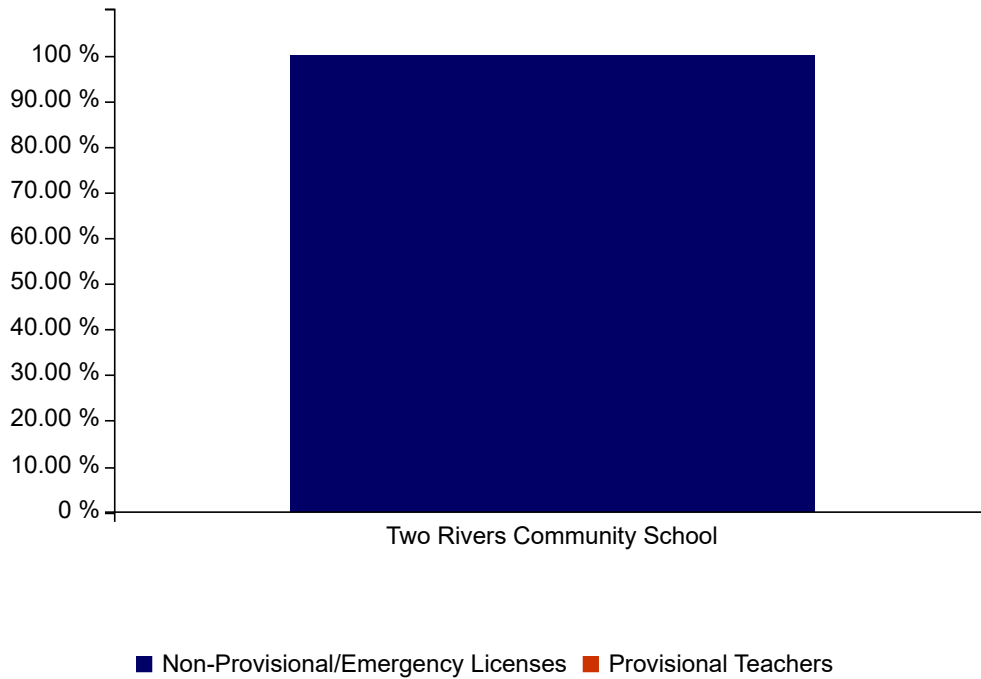
Teacher Qualifications



Summary Chart

Table

Non-Provisional/Emergency Licenses



2022-23 School Environment

[View Environment
by School/District](#)

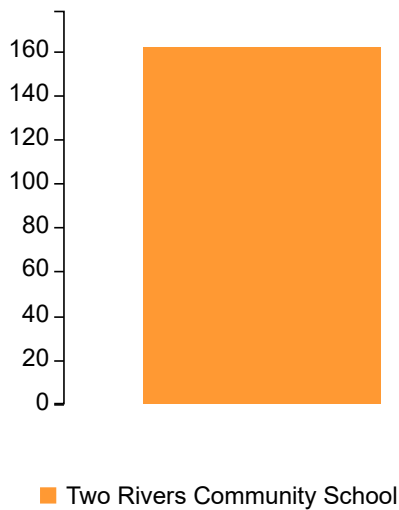
[View Environment
by Subgroup](#)

This section provides information on the school environment and facilities

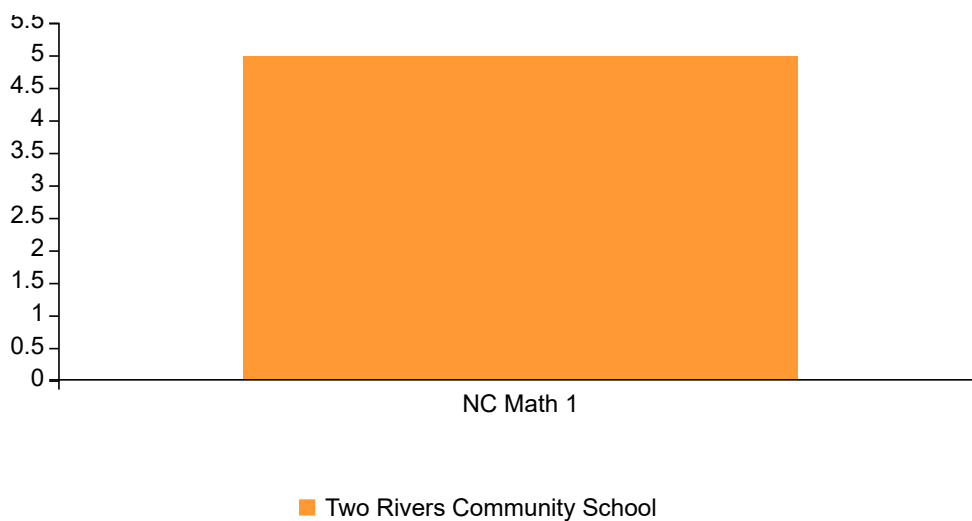
Total Students

162

Student Enrollment ⓘ



Average Course Size ⓘ



Suspension and Expulsion Rates (per 1000 students)

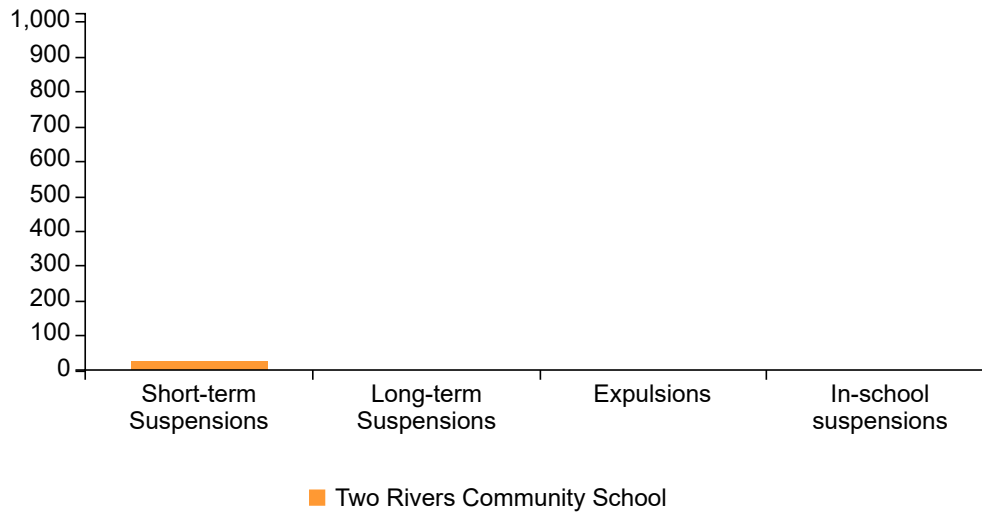


Chart Table

Rates of Criminal Acts, Bullying, Law Enforcement Referrals, and Arrests (per 1000 Students)



Agency	Criminal Acts	Bullying and Harassment	Referral to Law Enforcement	Arrests
Two Rivers Community School	0.00	0.00	0.00	0.00

Chronic Absenteeism

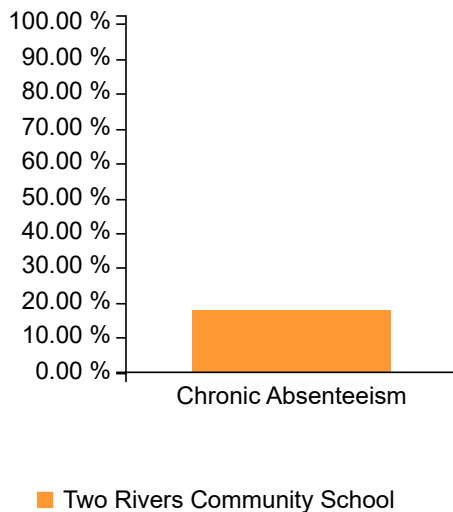
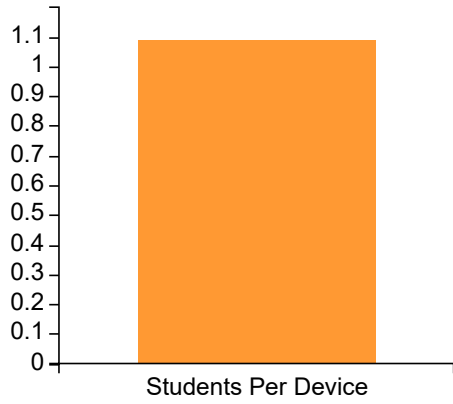


Chart Table


Students Per Device **i**



Two Rivers Community School

Chart Table

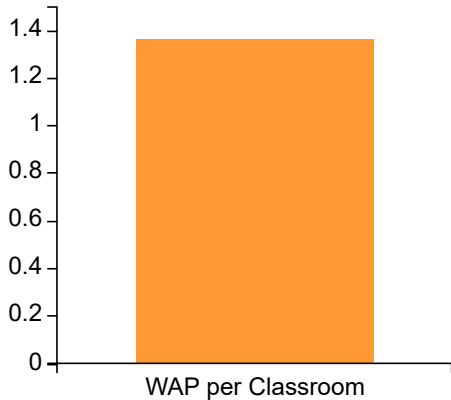
Book Titles Per Student **i**



Two Rivers Community School

Chart Table

Wireless Access Points per Classroom



Two Rivers Community School

Chart Table

Devices Issued To Students

Two Rivers Community School provides a school owned device for each student in each of the following grades.

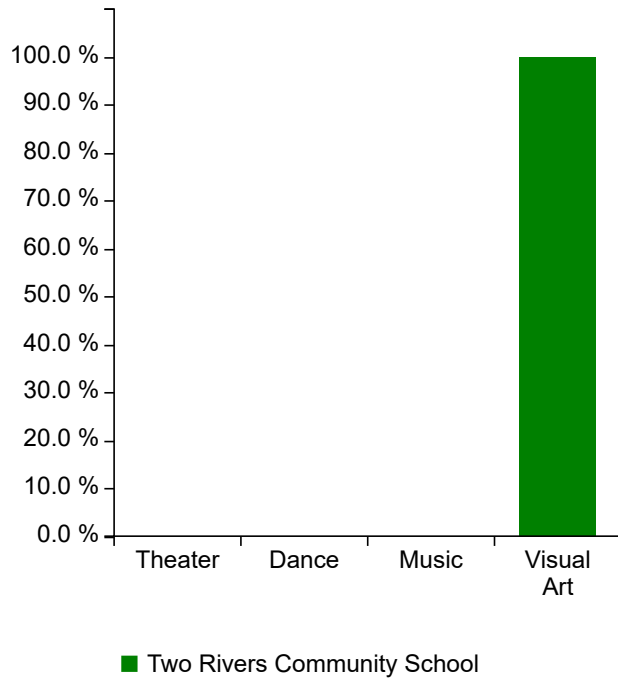
3rd 4th 5th 6th 7th 8th



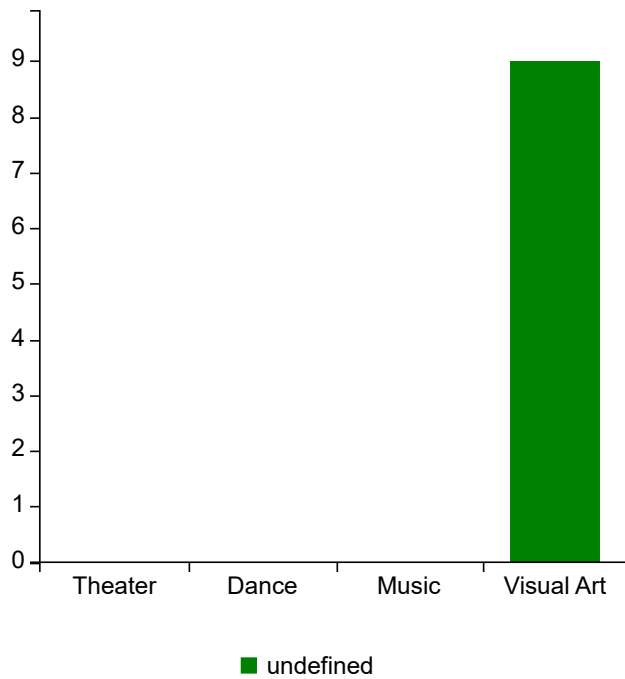
Arts Education

The following arts education disciplines are offered at Two Rivers Community School. The number of courses offered, and the percentage of school population enrolled in that discipline, are displayed. To protect student privacy, some data values for small groups will be suppressed as “>95%” or “<5%” in the charts or tables. For more information about Arts Education Courses offered in NC, please visit the [NC Arts Ed Data Project \(https://artsednc.org/resources/arts-education-data-project/\)](https://artsednc.org/resources/arts-education-data-project/).

Participation Percentage




Number Of Classes ⓘ




Strategic Planning 2022-23

This section provides information on Two Rivers Community School's strategic planning, goals and progress.

- Title 1 Status 

Progress Goals

This school has progress goals for Math Grades 3-8, and Reading Grades 3-8 in the following student groups - ALL, Economically Disadvantaged, and White.

Click the following [link](https://accrpt.tops.ncsu.edu/essa_ltg/ltg.html)  (https://accrpt.tops.ncsu.edu/essa_ltg/ltg.html) to see the progress of student groups at this school (note you will need to select this school again).