



Two Rivers Community School

2019

School Website:

Grade Span: KG-08 **Charter:** Yes

1018 Archie Carroll Road, Boone, NC 28607

[Compare to Other Schools](#)

The data for **Watauga County Schools** has been added to the comparison charts below because **Two Rivers Community School** is located in that county.

2018-19 Overall Performance

[View Performance by](#) _____

B 2018-19
GRADE




501007400102030405060708000.10.20.30.40

Academic Growth

 Growth Met

77

PERFORMANCE GRADE
SCORE

Growth Range	Growth Status
85.0-100.0	 Exceeded
70.0-84.9	 Met
50.0-69.9	 Not Met

Performance Grade Score History

77 = B76 = B77 = B76 = B78 = B74 =

B20212020201920182017201620152014010203040506070809010011000.10.20.30.40.50.60.70.80.9120212020201920182017201620152014

Academic Growth History

74.0 = Met82.6 = Met77.9 = Met66.3 = Not Met81.3 = Met67.3 = Not

Met20212020201920182017201620152014010203040506070809010000.10.20.30.40.50.60.70.80.9120212020201920182017201620152014

2018-19

B EOG MATH GRADE B

77

EOG MATH GRADE
SCORE

 Growth Met

2018-19

EOG READING GRADE

78

EOG READING GRADE
SCORE

 Growth Met

Note - To protect student privacy, some data values for small groups will be suppressed as “> 95%” or “< 5%” in the charts or tables below. For counts less than 10, no data will be displayed.

2018-19 Student Characteristics & Participation

This section describes some key measures about the students at this school.

Percentage Economically Disadvantaged

010013.3%46.5%0101520253035404500.10.20.30.40.50.60.70.80.910Two Rivers
Community SchoolState of North Carolina

2018-19 Student Performance

Student Performance

by School/District Student Performance

by Subgroup

This section describes student performance in various test subject areas. Student test performance is reported as one of four achievement levels . Not Proficient is below grade level. Level 3 is grade level proficient. Levels 4 and 5 indicate students are on track for career-and-college readiness. For grade 3 reading, the prior five achievement levels were used in 2020-21 so that there was no impact on the fulfillment of the Read to Achieve program. Levels 1 and 2 are below grade level, Level 3 is grade level proficient. Levels 4 and 5 indicate students are on track for career-and-college readiness. For math, student test performance is reported as one of four achievement levels. Not Proficient is below grade level. Level 3 is grade level proficient, Levels 4 and 5 indicate students are on track for career and college readiness.

Proficiency in Subject Areas

Math Performance

Summary Chart Table

Two RiversCommunity SchoolWatauga CountySchoolsState of NorthCarolina0.0 %10.0
%20.0 %30.0 %40.0 %50.0 %60.0 %70.0 %80.0 %90.0 %100.0

%00.10.20.30.40.50.60.70.80.91Two RiversCommunity SchoolWatauga CountySchoolsState
of NorthCarolinaGrade Level Proficient (Levels 3-5)Career and College Ready (Levels 4-5)

English Language Arts/ Reading Performance

Summary Chart

Table

Two RiversCommunity SchoolWatauga CountySchoolsState of NorthCarolina0.0 %10.0 %20.0 %30.0 %40.0 %50.0 %60.0 %70.0 %80.0 %90.0 %100.0 %00.10.20.30.40.50.60.70.80.91Two RiversCommunity SchoolWatauga CountySchoolsState of NorthCarolinaGrade Level Proficient (Levels 3-5)Career and College Ready (Levels 4-5)

Science Performance

Summary Chart

Table

Two RiversCommunity SchoolWatauga CountySchoolsState of NorthCarolina0.0 %10.0 %20.0 %30.0 %40.0 %50.0 %60.0 %70.0 %80.0 %90.0 %100.0 %00.10.20.30.40.50.60.70.80.91Two RiversCommunity SchoolWatauga CountySchoolsState of NorthCarolinaGrade Level Proficient (Levels 3-5)Career and College Ready (Levels 4-5)

Other Measures

Read to Achieve - Met Grade 3 Benchmark

95.0 %90.6 %82.3 %Met Grade 3 Benchmark0.0 %10.0 %20.0 %30.0 %40.0 %50.0 %60.0 %70.0 %80.0 %90.0 %100.0 %00.10.20.30.40.50.60.70.80.91Met Grade 3 BenchmarkTwo Rivers Community SchoolWatauga County SchoolsState of North Carolina

Read to Achieve - Did Not Meet Grade 3 Benchmark

N/A9.4 %17.7 %Did Not Meet Grade 3 Benchmark 0.0 %10.0 %20.0 %30.0 %40.0 %50.0 %60.0 %70.0 %80.0 %90.0 %100.0 %00.10.20.30.40.50.60.70.80.91Did Not Meet Grade 3 Benchmark Two Rivers Community SchoolWatauga County SchoolsState of North Carolina

Test Participation

Percentage of students participating in state mandated standardized testing.

Two Rivers Community School State of North Carolina 0.0 % 10.0 % 20.0 % 30.0 % 40.0 % 50.0 % 60.0 % 70.0 % 80.0 % 90.0 % 100.0 % 00.10.20.30.40.50.60.70.80.91 Two Rivers Community School State of North Carolina Math Grades 3-8 Reading Grades 3-8

[Chart](#) [Table](#)

Students with Disabilities Alternate Test Participation

The percent of tested students is expected to be below 1% at the state level. Most schools have so few students that this information may be masked to protect student privacy.

2018-19 Teachers and Qualifications

This section provides information on teachers and their qualifications.

Two Rivers Community School

Teacher Effectiveness 15.4 % 46.2 % 38.5 % 00.150000000000000020.20.250.30.350.40.4500.10.20.30.40.50.60.70.80.910 Needs Improvement Effective Highly Effective

[Chart](#) [Table](#)

[Summary Chart](#) [Table](#)

Teacher Qualifications

Two Rivers Community School Watauga County Schools 0 % 10.0 % 20.0 % 30.0 % 40.0 % 50.0 % 60.0 % 70.0 % 80.0 % 90.0 % 100 % 00.10.20.30.40.50.60.70.80.91 Two Rivers Community School Watauga County Schools Experienced Teachers Beginning Teachers Provisional

2018-19 School Environment

[View Environment](#)

[by School/District](#) [View Environment](#)

[by Subgroup](#)

This section provides information on the school environment and facilities

Total Students

168

Student Enrollment

Average Daily

Attendance050100150200250300350400450

50000.10.20.30.40.50.60.70.80.91Average

Daily AttendanceTwo Rivers Community

SchoolWatauga County SchoolsState of

North Carolina

Average Class Size

NC Math 102468101214161800.10.20.30.40.50.60.70.80.91NC Math 1Two Rivers

Community SchoolWatauga County SchoolsState of North Carolina

Suspension and Expulsion Rates (per 1000 students)



Short-termSuspensionsLong-termSuspensionsExpulsionsIn-schoolsuspensions01002003004005006007008009001,00000.10.20.30.40.50.60.70.80.91Short-termSuspensionsLong-termSuspensionsExpulsionsIn-schoolsuspensionsTwo Rivers Community SchoolWatauga County SchoolsState of North Carolina

Chart Table

Rates of Criminal Acts, Bullying, Law Enforcement Referrals, and Arrests (per 1000 Students)

Agency	Criminal Acts Bullying and Harass
Two Rivers Community School	0.00
Watauga County Schools	9.89
State of North Carolina	6.29

Chronic Absenteeism

Chronic Absenteeism0 %10.00 %20.00 %30.00 %40.00 %50.00 %60.00 %70.00 %80.00 %90.00 %100 %00.10.20.30.40.50.60.70.80.91Chronic AbsenteeismTwo Rivers Community SchoolWatauga County SchoolsState of North Carolina

Chart Table

Students Per Device

Students Per Device00.511.522.5300.10.20.30.40.50.60.7 0.80.91Students Per DeviceTwo Rivers Community SchoolWatauga County SchoolsState of North Carolina

Chart Table

Book Titles Per Student

Book Titles Per Student051015202500.10.20.30.40.50.60.70.8 0.91Book Titles Per StudentTwo Rivers Community SchoolWatauga County SchoolsState of North Carolina



Chart Table

Wireless Access Points per Classroom

WAP per

Classroom00.20.40.60.811.200.10.20.30.40.5

0.60.70.80.91WAP per ClassroomTwo

Rivers Community SchoolWatauga County

SchoolsState of North Carolina

Chart Table

Arts Education

The following arts education programs are offered at Two Rivers Community School.

Dance

Music

Theatre Arts

Visual Arts



Strategic Planning 2018-19

This section provides information on Two Rivers Community School's strategic planning, goals and progress.

- Title 1 Status

Progress Goals

This school has progress goals for Math Grades 3-8, and Reading Grades 3-8 in the following student groups - ALL, and White.

Click the following link [□](#) to see the progress of student groups at this school (note you will need to select this school again).